

Welcome to VMCAS

The [Association of American Veterinary Medical Colleges](#) (AAVMC) coordinates the national and international affairs of all thirty-three veterinary medical colleges in the United States and five in Canada, four departments of veterinary science, three departments of comparative medicine, one animal medical center, and fifteen international colleges of veterinary medicine. The AAVMC fosters the teaching, research, and service activities of its members, both nationally and internationally. The AAVMC sponsors the Veterinary Medical College Application Service (VMCAS), which provides application services for thirty-one US veterinary medical colleges, three Canadian, and eleven international colleges of veterinary medicine.

The AAVMC's mission is to inspire innovation and promote excellence in academic veterinary medicine worldwide.

For questions about the VMCAS application, refer to the [VMCAS Applicant Help Center](#).

Sign in with your username and password below.



Sign In

Create an Account

[Forgot your username or password?](#)

[Reapplying to VMCAS?](#)

Create an Account






The information below will be provided to the admissions offices at the programs to which you apply. Please provide complete and accurate information. Within the application you will be able to specify additional addresses and alternate name details.

* Indicates required field.

Your Name

Title	<input type="text"/>
* First or Given Name	<input type="text"/>
Middle Name	<input type="text"/>
* Last or Family Name	<input type="text"/>
Suffix	<input type="text"/>
Display Name	<input type="text"/>

Contact Information

* Email Address	<input type="text"/>	Home 
* Confirm Email Address	<input type="text"/>	
* Preferred Phone Number	 (201) 555-0123	Mobile 
Alternate Phone Number	 (201) 555-0123	Mobile 

Text and Phone Authorization

I agree to the [Terms of Service](#) and to receive calls and/or texts at any phone number I have provided or may provide in the future, including any wireless number, from any entity associated with my application process, including but not limited to my designated schools and programs, the Liaison International support team, or the association for this Centralized Application Service.

Username and Password

Your username must be at least 6 characters. Your password must be a minimum of 8 characters and contain at least one lower and upper case letter, one number, and a special character.

* Username

* Password

Your password must meet these minimal requirements:

Password cannot contain username.

Minimum of 8 Characters

1 lowercase letter

1 uppercase letter

1 number

1 special character

* Confirm Password

Terms and Conditions

Terms of Use

These Terms of Use constitute an agreement ("Agreement") between you and Liaison International, Inc. (the "Company"), the owner of the website located at www.liaison-intl.com (the "Site"). Your use of the Site and/or the services provided on the Site (the "Services") constitutes your agreement, without limitation or qualification, to be bound by and to comply

* I agree to these terms

European Union Data Protection

* Are you currently located in a European Union country, Iceland, Lichtenstein, Norway, or Switzerland?

Yes

No

Add Program

Submit Application

Check Status

My Application

This dashboard is your application home providing access to each part of the application you need to complete and a high level overview of your progress.


Latest Notifications

🔔 Your VMCAS application is ready for your review Yesterday


🔔 We're transferring your VMCAS information Yesterday

[View My Notifications](#)


Personal Information



Academic History



Supporting Information



Program Materials

You have not selected any programs to apply to. Add a program to start this section and complete your application.

[Add A Program](#)

My Application

Add Program

Submit Application

Check Status

Add Programs

[Add Program](#)

Selected Programs

Search for a Program or Organization



Filters

Showing results for: Available Programs

There are currently no available programs. Program applications will open on 05/12/2021

[Skip for Now](#)

My Application

Add Program

Submit Application

Check Status

Review your program selections here, check on status of individual program tasks, and pay for your program selections.

Once your application is submitted, no changes or refunds can be made.

Please note: The VMCAS 2021-2022 will allow submission of applications beginning on May 12, 2021. Please reach out to the support team for more information.

APPLICATIONS READY
FOR SUBMISSION
0

TOTAL FEE(S)
\$0.00

Submit All

Sort By

Deadline

My Application


Add Program

Submit Application

Check Status

You have not selected any programs. Add a program to start this section and complete your application.

Add a Program



Personal Information

0/7 Sections Completed

Release Statement

Biographic Information

Contact Information

Citizenship Information

Race & Ethnicity

Parent/Guardian

Other Information

Release Statement

You must review and respond to the following release statements to submit your application. Once you submit your application, your responses cannot be edited. Review these instructions and the content of the statements carefully. It's your responsibility to read and understand these statements before responding to them. [Click here](#) for more information.

* Indicates required field

Code of Conduct

- * In accordance with the ideals and principles of the veterinary profession, applicants to schools and colleges of veterinary medicine are expected to conduct themselves in a manner that demonstrates responsibility, integrity, veracity, and good judgment. Schools and colleges of veterinary medicine seek to admit applicants who possess a high level of professionalism and potential.

Applicants will demonstrate these qualities by taking ownership of all aspects related to the application and admissions processes. Applicants will follow these guidelines:

1. Review the admissions requirements and application procedures for both VMCAS and for each designated veterinary medical school or college to which the applicant plans to apply.
2. Communicate with both VMCAS and admissions office personnel in a professional and timely manner.
3. Provide all required information on the VMCAS application accurately and by the application deadline.
4. Provide all required information on the supplemental applications/questions accurately and by the school-specific deadlines.
5. Regularly check the VMCAS and school-specific status pages to ensure that your applications are complete and follow up in a timely manner on any missing items.
6. Regularly login to the VMCAS application to check for important messages.
7. Regularly check your email for important messages from the schools and colleges to which you applied.
8. Notify each admissions office in a timely manner if you do not plan to attend an admissions interview which has been offered to you.
9. Respond to all offers of admission by the April 15 Common Reply Date, including the schools and colleges you have decided not to attend.
10. Abide by all VMCAS and school-specific deadlines

Indicate your understanding and acceptance of the terms described above by checking this box.

Application Certification

- * I certify that all the information and statements I have provided in this application are correct and complete, including any statement regarding my state of residence. I certify that, as required in the application, I have read and understand all application instructions, identified all sources of information related to my college attendance and credits, all actions by a university or other institution, and all information of any criminal record in any jurisdiction. I have read and understand all notices contained within the application and the VMCAS Web page informing me of my obligation to provide true and complete answers to all questions. I understand that withholding pertinent information requested on this application, or giving false information, may be grounds to deny me admission to a veterinary college participating in VMCAS or may be grounds to expel me from such college after I have been admitted. I have read and understand the [VMCAS Application Deadline Policy](#) and the [VMCAS Refund Policy](#).

Indicate your understanding and acceptance of the terms described above by checking this box.

- * I give my permission to officials at all institutions that I have attended to release information requested by any college of veterinary medicine to which I have applied.

Indicate your understanding and acceptance of the terms described above by checking this box.

Final Reminders

- * I have read and understand the AAVMC Privacy Policy. http://www.aavmc.org/assets/data-new/files/Students_Advisors/AAVMCPolicy.pdf

I have registered three recommenders in the Recommendations section. I understand that I must at least register three recommenders in the Recommendations section.

I understand that VMCAS only accepts electronic recommendations. I understand that it is my responsibility to check with school sites to verify recommendation requirements.

I understand that for electronic recommendations, I will need to verify that my recommenders emails are correct and that they have received the email request once I have created them in the system.

I understand that electronic Recommendations must be submitted by the application deadline.

I understand that I am required to send official transcripts of all coursework taken prior to Fall 2020 directly to VMCAS. Test scores should be sent to the appropriate GRE code, as described in the VMCAS instructions. Supplemental applications and supplemental fees (if applicable) and final Fall 2020 & Spring 2021 transcripts are to be sent directly to my designated colleges.

I understand that VMCAS does not provide refunds under any circumstances. This includes accidentally choosing the wrong school, missing the deadline, or materials are not received by the deadline.

I understand that by sending payment to VMCAS, I am signaling my intent for VMCAS to process my materials, regardless of whether they are completed or not.

I understand that if I elect to participate in and pay for the Professional Transcript Entry (PTE) service, that I agree to have ALL of my required transcripts delivered to VMCAS no later than August 13, 2021.

I understand that once I submit my application, I cannot make any changes to my submitted information. I agree to contact my designated school(s) with any changes to my contact information.

I understand that I will need to record and provide my VMCAS ID whenever contacting VMCAS for questions or concerns.

I understand that electronic Recommendations must be submitted by the application deadline.

Indicate your understanding and acceptance of the terms described above by checking this box.

Advisor Release

- * By selecting **Yes**, you authorize VMCAS to release parts of your VMCAS application and application status to pre-health advisors and advisory committees at schools you previously attended. Your advisor can then better assist you throughout the admissions process. Your academic and application status information is shared; however, your personal, financial, and disciplinary information, as well as your personal statement, are not shared. Once you submit your application, you cannot edit this response.

Yes

No

Applicant Data

- * I give my permission to AAVMC to utilize raw applicant data for research purposes.

Yes, I understand and accept the terms described above.

No, I do not accept the terms described above.

Biographic Information

Enter biographic information in this section. Some fields pull in the information entered when you created your account. Confirm that what appears here is correct; click the **My Profile** link to make changes. If you do not identify with the answer options for biological sex, select **Decline to State**. [Click here](#) for more information.

You can edit this section after you submit your application.

* Indicates required field

Sex

* Please describe your gender identity?

Male

Female

Decline to State

Other Identity

This question is optional and will have no bearing on your application. If you chose "Decline to State," do you identify with a gender not listed above?

Yes

No

Your Name

To make changes to your name, go to the [Profile Section](#)

First or Given Name

Diana

Middle Name

Last or Family Name

Dabdub

Suffix

Alternate Name

* Do you have any materials under another name (for example a maiden name, middle name or nickname)?

Yes

No

Birth Information

* Date of Birth



MM/DD/YYYY

* Country

Select Country



* City

* State/Province

Select State/Province



* County

Select County



Contact Information

Enter your contact information in this section. Keep this information up-to-date throughout the application process. [Click here](#) for more information.

You can edit this section after you submit your application.

* Indicates required field.

Current Address

* Country / Territory

* Street Address 1

Street Address 2

* City

* State/Province

* County

* Zip/Postal Code

Approximate Date through which current address is valid

* Is this your permanent address?

Yes No

What is your permanent address?

* Country / Territory

* Street Address 1

Street Address 2

* City

* State/Province

* County

* Zip/Postal Code

Phone

To make changes to your phone number, go to the [Profile Section](#)

* Preferred Phone Number	<input type="text" value="+12023719195"/>	Work <input type="button" value="v"/>
Alternate Phone Number	<input type="text"/>	Type <input type="button" value="v"/>

Email

To make changes to your email, go to the [Profile Section](#)

* Email	<input type="text" value="ddabdub@aavmc.org"/>	Work <input type="button" value="v"/>
---------	--	---------------------------------------

Alternate Email

Alternate Email Address	<input type="text"/>
-------------------------	----------------------

 I Have Reviewed This Information

Citizenship Information

Enter your citizenship information in this section. [Click here](#) for more information.

Once you submit your application, you can only update visa information, if applicable.

* Indicates required field.

United States Citizenship Details

- * U.S. Citizenship Status
- * Country of Citizenship
- * Do you have dual citizenship?
 Yes No

Residency Information

- * Legal State of Residence
- * Legal County of Residence
- * How long have you been a resident of your state?
- * How long have you lived in the U.S.?

Visa Information

- * Do you have a U.S. Visa?
 Yes No

Race & Ethnicity

Select any and all of the options in this section which you feel best apply to you. Note that this section is used for statistical purposes only and in no way affects your application or financial aid eligibility. [Click here](#) for more information.

Once you submit your application, you cannot edit this section.

* Indicates required field.

Ethnicity

Do you consider yourself to be of Hispanic/Latino origin?

Race

Please select one or more of the following groups in which you consider yourself to be a member.

- American Indian or Alaska Native
- Asian
- Black or African-American
- Native Hawaiian or Other Pacific Islander
- White

Parent/Guardian

You may update this information at any time prior to submission. Once you have submitted, the information on this page cannot be edited.



* Indicates required field.

Parent Info

* Relationship to Applicant

Select Relationship 

* First Name

* Last Name

Gender

Male

Female

Decline to State

* Living?

Yes

No

Don't Know

Occupation

Occupation

Select Occupation 

Parent Residency

Country of Legal Residence

United States Canada Other

State/Province

County

Parent Education

Highest Education Level

Highest Education Level School

Parent Household

Is this parent in your primary household?

Yes No

Your primary household is where you lived during the majority of your life from birth to age eighteen.

Other Information

Enter your responses to these additional questions. [Click here](#) for more information.

Once you submit your application, you can update Infractions only if you submitted your application with an answer of **No**.

* Indicates required field

Language Proficiency

* What is your First Language?

Select Language

+ Add Another Language

Military Status

Indicate your anticipated United States Military status at the time you enroll:

Select Military Status

Felony

* Have you ever been convicted of a Felony?

Yes

No

Misdemeanor

* Have you ever been convicted of a Misdemeanor?

Yes

No

Academic Infraction

* Have you ever been disciplined for academic performance (e.g. academic probation, dismissal, suspension, disqualification, etc.) by any college or school?

Yes

No

* Have you ever been disciplined for student conduct violations (e.g. academic probation, dismissal, suspension, disqualification, etc.) by any college or school?

Yes

No

Additional Information

* Current Student Status

* Student Reported GPA from Primary School

* Has there been any interval longer than 3 months during which you were not enrolled as a student or employed?

Yes

No

WICHE Applicants

You are a WICHE (Western Interstate Commission for Higher Education) applicant if you are a resident of Arizona, CNMI, Hawaii, Montana, New Mexico, North Dakota, or Wyoming AND if you have applied for and/or received notice from the certifying office in your state/territory that you are a duly certified applicant for the Professional Student Exchange Program. For further information, contact your WICHE State Certifying Office whose contact information is listed at <https://www.wiche.edu/tuition-savings/psep/>. Additional information about how WICHE PSEP applicants are selected for support in veterinary medicine is located at <https://www.wiche.edu/wp-content/uploads/2018/10/HowWICHEselectsPSEPstudents.pdf>.

* Are you a 'WICHE' applicant?

Yes No

Previous Applications

Have you previously applied to one or more colleges of veterinary medicine through VMCAS?

Yes No

First Generation College Student

* A first generation student is defined as a student for whom neither parent / legal guardian has completed a bachelor's degree or higher. Are you a first generation student?

Yes No

Explanation Statement

The explanation statement can be used to record information that could not be listed anywhere else within the web application, such as missing parental information, and disciplinary action(s) which require detailed explanation. This section can also be used to provide the admissions committee(s) additional information that you consider vital to your application (i.e. COVID-19 impact). Your explanation statement should be clearly and succinctly written – 3000 characters (including spaces) have been allotted for this purpose. Examples of pertinent information might include explanations about interruptions in your studies or experiences, unique circumstances you have faced, or reasons for decisions you have made.

0 word 0/3000



Academic History

1/4 Sections Completed

High School Attended

Colleges Attended



Transcript Entry

Standardized Tests

High School Attended

Enter the high school that you graduated and received a high school diploma from. [Click here](#) for more information.

You can edit this section after you submit your application.

Add Your High School

High School Attended

Add Your High School



Enter details from the high school where you received your degree below.

* Indicates required field.

* What high school did you attend?

* City * State

* Did you graduate from this high school?

Yes No

Colleges Attended

Report all institutions attended, regardless of:

- Their relevance to the programs you're applying to, and
- Whether the coursework completed there was transferred to another institution.

Also, report each institution only once, regardless of the number of degrees earned or gaps in the dates of attendance. [Click here](#) for more information.

You must send VMCAS all official transcripts and WES evaluations using an approved electronic transcript vendor or via mail; we do not accept transcripts via email. See [Sending Official Transcripts to VMCAS](#) for more information.

Once you submit your application, you cannot edit previously entered colleges and universities, but you can add new colleges and universities.

[Add a College or University](#)

Colleges Attended

Add a College or University ✕

Report all institutions attended. Once you submit your application, you cannot edit previously entered colleges and universities, but you can add new colleges and universities.

* What college or university did you attend? * Indicates required field.

* Did you obtain or are you planning to obtain a degree from this college or university?

Yes

No

* Degree Info ✕

Degree Awarded

Degree In Progress

* What type of degree did you earn?



* When did you earn that degree?



* What was your major?



What was your minor?



Check if you were a double major

[+ Add another Degree](#)

* What type of term system does this college or university use?

Quarter Semester Trimester

* Are you still attending this college or university?

Yes No

When did you attend this college or university?

Select the first and last terms you attended this institution, regardless of gaps in attendance.

* **First Semester**

Semester Month Year

* **Last Semester**

Semester Month Year

Colleges Attended

Report all institutions attended, regardless of:

- Their relevance to the programs you're applying to, and
- Whether the coursework completed there was transferred to another institution.





Also, report each institution only once, regardless of the number of degrees earned or gaps in the dates of attendance. [Click here](#) for more information.

You must send VMCAS all official transcripts and WES evaluations using an approved electronic transcript vendor or via mail; we do not accept transcripts via email. See [Sending Official Transcripts to VMCAS](#) for more information.

Once you submit your application, you cannot edit previously entered colleges and universities, but you can add new colleges and universities.

[Add a College or University](#)

Colleges and Universities Attended

UNIVERSITY OF BRISTOL	 
September 2014 - April 2018 Semester System Associate of Science Degree Earned: May 2018	
Required Transcript Types	
Official Foreign Evaluation ⓘ	Not Yet Received Re-Order
BOSTON UNIVERSITY	 
August 2015 - May 2019 Semester System None Degree Earned: May 2019	
Required Transcript Types	
Official Transcript ⓘ	Not Yet Received Order



Transcripts Are Required

You can submit your application before transcripts are received. However, you must submit all required transcript and foreign evaluation types in order to complete your application.

Your programs require specific transcript types from your colleges and universities attended.

Transcript Entry

Enter transcript information exactly as it appears on your transcript. Your transcript details will be reviewed by a quality assurance team. If there are inaccuracies, your application will be sent back to you, and this will result in delays in submitting your application. All courses must be included, even if you did poorly or later repeated the course. If you have transfer credits, enter these credits from the institution where you originally took the course.

After you enter transcript information for all colleges attended, you will complete Transcript Review. In Transcript Review you will be asked to identify additional attributes about your coursework including Primary College and courses that are Repeated, Advanced Placement, Other Tests, Honors, and Study Abroad.

To complete this section accurately:

- Report all courses on your transcripts. Be sure to include courses from which you withdrew, repeated courses, ungraded labs, test credits, gym courses, orientations, or other non-graded courses.
- If you completed dual enrollment courses (i.e., college coursework in high school), report those courses under the college where you took them.
- Use official copies of your transcripts. List your courses under the correct term, year, and class level. Department prefixes and course numbers must precisely match those on your transcripts.
- Enter courses under the institution where you originally took the course, exactly as they appear on the original school's transcript.

[Click here](#) for more information.

Are you paying for the [Professional Transcript Entry \(PTE\) service](#)? If so, you must:

- Enter any in-progress or planned coursework.
- Complete and submit your application to at least one program.
- Request all official transcripts and WES evaluations, if applicable.

Once you submit your application, you cannot edit previously entered coursework, but you can add new coursework after you're verified.

Transcript Entry

BOSTON UNIVERSITY Transcript

Fall August 2015 - Spring May 2019

* Indicates required field.



Alright, start by adding a semester.

[+ Add A Semester](#)

* Indicates required field.

*TERM	*YEAR	*ACADEMIC STATUS	*COMPLETION STATUS
Fall	2015	Graduate	Completed

Enter your courses first. For any courses you took that fall outside of the typical academic statuses, choose Freshman. After you enter all courses, you will start Transcript Review where you will be asked to identify courses that are Repeated, Advanced Placement, Other Tests, Honors, and Study Abroad.

+ Add A Course

* Indicates required field.

Fall 2015 Graduate						<input type="button" value="edit"/> <input type="button" value="trash"/>
* COURSE CODE	* COURSE TITLE	* SUBJECT	* CREDITS	* GRADE	CAS GRADE	
Chem 411	Advanced Chem Theory	Chemistry	4.00	A	A	

Success! Now add the rest of your courses, making sure to add them under their proper semester.

+ Add A Course + Add A Semester

* Indicates required field.

*TERM	*YEAR	*ACADEMIC STATUS	*COMPLETION STATUS
Fall	2015	Graduate	Completed

* COURSE CODE	* COURSE TITLE	* SUBJECT	* CREDITS	* GRADE	CAS GRADE
<input type="text"/>	<input type="text"/>	Select Subject	<input type="text"/>	<input type="text"/>	<input type="text"/>
e.g., BIO 101	e.g., Introduction to Biology		e.g., 3.00	e.g., 85 or B	

+ Add A Course + Add A Semester

Cancel Save

Enter your courses first. For any courses you took that fall outside of the typical academic statuses, choose Freshman. After you enter all courses, you will start Transcript Review where you will be asked to identify courses that are Repeated, Advanced Placement, Other Tests, Honors, and Study Abroad. X

Standardized Tests


You can self-report your standardized test scores or report tests you plan to take in this section. Some of the programs you apply to may require you to report certain test scores; be sure to check with your programs to ensure you're completing all requirements. [Click here](#) for more information.

Once you submit your application, you cannot edit previously entered tests, but you can add new tests.

Note that self-reporting your scores isn't the same as providing official scores to your programs. If your programs require official test scores, see [Sending Official Test Scores](#) for more information.

I Am Not Adding Any Standardized Tests

GRE




Add Test Score

IELTS




Add Test Score

MCAT



Add Test Score

TOEFL



Add Test Score

+ Add a Standardized Test

Add Your Tests



Please provide information about the tests you have taken or plan to take. You may add or update this information at any time prior to submission. Once you have submitted, you will be able to add additional tests as well as update the ones marked "plan to take", but you will not be able to update or delete completed tests.

* Indicates required field.

* What type of test do you want to add?

GRE 

* Have you taken the test?

Yes

No

* When do you plan to take this test?

 MM/DD/YYYY

ETS Registration Code



Supporting Information

1/4 Sections Completed



Essay

Recommendations

Experiences



Achievements



Essay

Your personal statement is a one-page essay that gives veterinary admissions committees a clear picture of who you are and, most importantly, **why you want to pursue a career in veterinary medicine**. [Click here](#) for more information.

Once you submit your application, you cannot edit this section.

* Indicates required field

Essay

* Although there is no set of rules mandating what a strong personal statement should include, here are a few tips to help you successfully craft an effective personal statement:

- **Explain a defining moment** that helped steer you toward a career in veterinary medicine. Consider using that moment as the focal point of your essay.
- Be original and thoughtful: Discuss how you would **contribute to the profession** and patient care, all of which will help you stand out from other applicants.
- As you are telling us **why you want to pursue a career in veterinary medicine**, explain why you are good candidate for veterinary school. Ask yourself—in a pile of 100 applications, would I enjoy reading my statement? Be sure to convey your passion for veterinary medicine in your statement.
- Many of you have had meaningful experiences with animals or veterinarians as children and these are important but should only be mentioned briefly.
- Your application materials already contain a summary of your accomplishments, so avoid repeating information from your transcripts or reference letters.
- Give yourself time to organize your thoughts, write well and edit as necessary.
- Ask yourself if this essay is a good representation of your character, ideals and aspirations.
- Don't forget to proofread!

0 word 0/3000

Recommendations

You must have a minimum of **3 requested recommendations** in order to submit your application. You may enter a maximum of 6.


Once you have saved an electronic recommendation, an email request will automatically be sent to the recommender on your behalf. Please advise your recommender to look for this email in their inbox, as well as their spam or junk-mail folder, as emails do occasionally get filtered out.

In this section, you can send requests for recommendations. Recommendations (sometimes called Letters of Evaluation, Letters of Reference, or Letters of Recommendation) are submitted by the recommenders themselves via **Letters by Liaison**, our recommender portal; they cannot be completed or submitted by the applicant or another party on behalf of the recommender. [Click here](#) for more information.

You can submit your application once you request at least three recommendations; your recommenders can complete their recommendations at any time. To resend a recommendation request, click the blue pencil icon and click **Resend This Recommendation Request**.


You can edit and delete requests that are in Requested or Accepted status. Once a request is Completed, you cannot make any changes regardless of whether you've submitted your application or not.

Recommendation 1




+ Create Recommendation Request

Recommendation 2



+ Create Recommendation Request

Recommendation 3



+ Create Recommendation Request

Create Recommendation Request

+ Create Recommendation Request

Create Recommendation Request




* Indicates required field.

Recommender's Information

* First Name

* Last Name

* Email Address

* Due Date  MM/DD/YYYY

* Personal Message to Your Recommender

0/500

Waiver of Recommendation

* I waive my right of access to this recommendation. Yes No

* Permission to Contact Recommender

I hereby give permission to contact this recommender via email to request the completion of the recommendation form and letter of recommendation. If my recommender does not submit an online recommendation form in response to the email request, it is my sole responsibility to contact the recommender directly to ensure all recommendations required by my designated schools are received by the deadline.

* Permission for Schools to Contact Recommender

I understand that the schools to which I am applying may contact the recommender either to verify the information provided and/or for further clarification of the information provided, and I hereby give permission for the schools to do so.

Experiences

You may update the information in this section at any time prior to submission. Once you have submitted, you will be able to add more Experiences, but you will not be able to update or delete completed Experiences. Refer to the Checklist on the program materials section of the application to determine if experiences are required for your program application.

Enter your professional experiences in several categories, or types, in this section. [Click here](#) to review the definitions, consider the duties you performed, and choose the category that you think best fits the experience. Also, review the [AAVMC experience chart](#).

Once you submit your application, you cannot edit previously entered experiences, but you can add new experiences.

After experience entry, select up to 5 as your most important to highlight on your application PDF. Choose the experiences that best reflect your background or mean the most to you. You can change your selection any time before you submit your application. After submission, you may select additional experiences as most important up to the maximum but may not remove previously-designated experiences.

 **Add an Experience**

I Am Not Adding Any Experiences

Add Your Experiences



Update your experiences any time prior to submission. After submission, you can add more experiences. However, you cannot update or delete completed experiences. Refer to the Checklist on the program materials section of the application to determine if experiences are required for your program application.

After experience entry, select up to 5 as your most important to highlight on your application PDF. Choose the experiences that best reflect your background or mean the most to you. You can change your selection any time before you submit your application. After submission, you may select additional experiences as most important up to the maximum but may not remove previously-designated experiences.

* Indicates required field

Experience Type

* What type of experience do you want to add?

Organization

* Name

Address

Address 2

City

* Country

Zip Code

* State/Province

Supervisor

First Name


Last Name

Title


Contact Phone


Contact Email

Experience Dates

* Start Date  MM/DD/YYYY

* Current Experience Yes No

* End Date  MM/DD/YYYY

* Status 

Experience Details

* Title

* Type of Recognition

Compensated

Received Academic Credit

Volunteer

* Average Weekly Hours X

* Number of Weeks =

* Total Hours

* Description/Key Responsibilities

* Release Authorization (May we contact this organization?) Yes No

Once you have added all your experiences, you will be able to select up to 5 experiences as your most important to highlight on your application.

Experiences

You may update the information in this section at any time prior to submission. Once you have submitted, you will be able to add more Experiences, but you will not be able to update or delete completed Experiences. Refer to the Checklist on the program materials section of the application to determine if experiences are required for your program application.




Enter your professional experiences in several categories, or types, in this section. [Click here](#) to review the definitions, consider the duties you performed, and choose the category that you think best fits the experience. Also, review the [AAVMC experience chart](#).

Once you submit your application, you cannot edit previously entered experiences, but you can add new experiences.

After experience entry, select up to 5 as your most important to highlight on your application PDF. Choose the experiences that best reflect your background or mean the most to you. You can change your selection any time before you submit your application. After submission, you may select additional experiences as most important up to the maximum but may not remove previously-designated experiences.

 Add an Experience

★ MY EXPERIENCES

MOST IMPORTANT (0/5)	TYPE	ISSUING ORGANIZATION	DATE	TITLE	
	Animal Experience (no Veterinarian involved)	Test	01/01/2021 - 01/21/2021	Test title	 

Achievements

Enter any relevant professional or academic achievements in several categories, or types, in this section. [Click here](#) to review the definitions, consider the achievement you earned, and choose the category that you think best fits.

Once you submit your application, you cannot edit previously entered achievements, but you can add new achievements.

 **Add an Achievement**

[I Am Not Adding Any Achievements](#)

Add Your Achievements



Update your achievements any time prior to submission. After submission, you can add more achievements. However, you cannot update or delete completed achievements.

* Indicates required field.

Achievement Details

* Type

Select Achievement Type 

* Name

Name of Presenting Organization

Issued Date

  MM/DD/YYYY

Brief description

0/600